



ARCHITECTURAL, DESIGNER, BUILDER HARDWARE

CONTENTS

| | |
|---|----|
| Finish Codes | 02 |
| Entrance Handlesets & Lever Plate Entrance Handlesets | 03 |
| Multipoint Lock Gear and Strike Plate | 10 |
| Multipoint Lock Entrance Handlesets | 12 |
| Mortise Handle Entrance Set | 15 |
| Rosette Lever | 18 |
| Rosette Knob | 21 |
| European Style Interior Lever Set | 22 |
| Door Hardware | 27 |
| Dead Bolt | 28 |
| Closet Hardware | 31 |

FINISH CODES

| | |
|----------------|--|
| PVD | Polished Brass |
| US3 | Polished Brass |
| US5 | Antique Brass |
| US10B | Oil Rubbed Bronze |
| US15 | Satin Nickel |
| US15A | Pewter |
| US19 | Dark Black |
| US26 | Polished Chrome |
| US26D | Dull Chrome |
| US32D | Stainless Steel |
| US5/US3 | Split Finish, Antique Brass/Polished Brass |



US3
Polished Brass



US5
Antique Brass



US10B
Oil Rubbed Bronze



US15
Satin Nickel



US15A
Pewter



US19
Dark Black



US26D
Dull Chrome

ENTRANCE

HANDLESETS & LEVER PLATES

All grip handlesets come with a heavy duty 2-3/8" and 2-3/4" fixed square deadbolt latch and thumb latch. Through years of experience and constant improvements, we ensure our product's quality and durability will meet the highest home builders' standard for the North American market.

We also own a Lock Cylinder Factory which manufactures all kinds of Lock Cylinders. We specialize in CMK - Construction Master Key, MK - Master Key and KA - Key Alike System, which have already been widely used in the North American market.

1998

- | | | | |
|--------------|-------------------|----------------|---|
| PVD | Polished Brass | US15A | Pewter |
| US3 | Polished Brass | US19 | Dark Black |
| US5 | Antique Brass | US26D | Dull Chrome |
| US10B | Oil Rubbed Bronze | US5/US3 | Split Finish <i>(Antique Brass/Polished Brass)</i> |
| US15 | Satin Nickel | | |



1999

- | | | | |
|--------------|-------------------|--------------|--------------|
| PVD | Polished Brass | US15 | Satin Nickel |
| US5 | Antique Brass | US15A | Pewter |
| US10B | Oil Rubbed Bronze | US19 | Dark Black |



2001

- | | | | |
|--------------|-------------------|-------------|------------|
| PVD | Polished Brass | US19 | Dark Black |
| US5 | Antique Brass | | |
| US10B | Oil Rubbed Bronze | | |
| US15 | Satin Nickel | | |
| US15A | Pewter | | |



2002

- | | | | |
|--------------|-------------------|--------------|-------------|
| PVD | Polished Brass | US19 | Dark Black |
| US5 | Antique Brass | US26D | Dull Chrome |
| US10B | Oil Rubbed Bronze | | |
| US15 | Satin Nickel | | |
| US15A | Pewter | | |



2003

- | | | | |
|--------------|-------------------|--------------|--------------|
| PVD | Polished Brass | US15 | Satin Nickel |
| US5 | Antique Brass | US15A | Pewter |
| US10B | Oil Rubbed Bronze | US26D | Dull Chrome |



2005

- | | | | |
|--------------|-------------------|--------------|-------------|
| PVD | Polished Brass | US19 | Dark Black |
| US5 | Antique Brass | US26D | Dull Chrome |
| US10B | Oil Rubbed Bronze | | |
| US15 | Satin Nickel | | |
| US15A | Pewter | | |




2006

- | | | | |
|--------------|-------------------|--------------|-------------|
| PVD | Polished Brass | US19 | Dark Black |
| US5 | Antique Brass | US26D | Dull Chrome |
| US10B | Oil Rubbed Bronze | | |
| US15 | Satin Nickel | | |
| US15A | Pewter | | |



2007

- | | | | |
|--------------|-------------------|-------------|------------|
| PVD | Polished Brass | US19 | Dark Black |
| US5 | Antique Brass | | |
| US10B | Oil Rubbed Bronze | | |
| US15 | Satin Nickel | | |
| US15A | Pewter | | |




2008

- | | | | |
|--------------|-------------------|--------------|-------------|
| PVD | Polished Brass | US15A | Pewter |
| US5 | Antique Brass | US19 | Dark Black |
| US10B | Oil Rubbed Bronze | US26D | Dull Chrome |
| US15 | Satin Nickel | | |



2009

- | | |
|--------------|-------------------|
| US10B | Oil Rubbed Bronze |
| US15 | Satin Nickel |
| US15A | Pewter |




2010

- | | |
|--------------|-------------------|
| US10B | Oil Rubbed Bronze |
| US15 | Satin Nickel |
| US15A | Pewter |



2011

- | | | | |
|--------------|-------------------|--------------|------------|
| PVD | Polished Brass | US15A | Pewter |
| US10B | Oil Rubbed Bronze | US19 | Dark Black |
| US15 | Satin Nickel | | |



2013

- | | | | |
|--------------|-------------------|--------------|------------|
| PVD | Polished Brass | US15A | Pewter |
| US10B | Oil Rubbed Bronze | US19 | Dark Black |
| US15 | Satin Nickel | | |



2015

- | | | | |
|--------------|-------------------|--------------|--------------|
| PVD | Polished Brass | US15 | Satin Nickel |
| US10B | Oil Rubbed Bronze | US15A | Pewter |



2016

- | | | | |
|--------------|-------------------|--------------|------------|
| PVD | Polished Brass | US15A | Pewter |
| US10B | Oil Rubbed Bronze | US19 | Dark Black |
| US15 | Satin Nickel | | |



2017

- | | |
|--------------|-------------------|
| US10B | Oil Rubbed Bronze |
| US15 | Satin Nickel |
| US15A | Pewter |



L2018 Long Plate

US10B Oil Rubbed Bronze

US15 Satin Nickel

US15A Pewter

AVAILABLE LEVER PLATE

L8820 Upgrade

L3888 Upgrade

L3808 Upgrade

All Lever Plate Entrance Handlesets measured from the center of the lock cylinder hole to the center of the Lever latch hole, have a standard distance of 5 -1/2 inches. Hence, all Lever Plate Entrance Handlesets can use any one of three types of latches:

- 1) Standard latches
- 2) Mortise box latch system
- 3) Multipoint latch system



L2016 Long, Short Plate

| | |
|--------------------------------|------------------------------|
| US10B Oil Rubbed Bronze | AVAILABLE LEVER PLATE |
| US15 Satin Nickel | L8820 Standard |
| US15A Pewter | L3888 Upgrade |
| | L3808 Upgrade |

L2011 Long, Short Plate

| | |
|--------------------------------|------------------------------|
| US10B Oil Rubbed Bronze | AVAILABLE LEVER PLATE |
| US15 Satin Nickel | L8820 Upgrade |
| US15A Pewter | L3888 Upgrade |
| | L3808 Standard |

All Lever Plate Entrance Handlesets measured from the center of the lock cylinder hole to the center of the Lever latch hole, have a standard distance of 5 -1/2 inches. Hence, all Lever Plate Entrance Handlesets can use any one of three types of latches: 1) Standard latches, 2) Mortise box latch system, 3) Multipoint latch system



MULTIPOINT

LOCK GEAR & STRIKE PLATE

Gear for 7ft and 8ft Door



Strike Plate for Multipoint Lock




MULTIPOINT LOCK ENTRANCE HANDLESET

All Lever Plate Entrance Handlesets measured from the center of the lock cylinder hole to the center of the Lever latch hole, have a standard distance of 5 -1/2 inches. Hence, all Lever Plate Entrance Handlesets can use any one of three types of latches:

- 1) Standard latches
- 2) Mortise box latch system
- 3) Multipoint latch system

L2011 Long, Short Plate

- | | |
|--------------------------------|------------------------------|
| US10B Oil Rubbed Bronze | AVAILABLE LEVER PLATE |
| US15 Satin Nickel | L8820 Upgrade |
| US15A Pewter | L3888 Upgrade |
| | L3808 Standard |



L2016 Long, Short Plate

- | | |
|--------------------------------|------------------------------|
| US10B Oil Rubbed Bronze | AVAILABLE LEVER PLATE |
| US15 Satin Nickel | L8820 Standard |
| US15A Pewter | L3888 Upgrade |
| | L3808 Upgrade |



L2018 Long Plate

- US10B** Oil Rubbed Bronze
- US15** Satin Nickel
- US15A** Pewter

AVAILABLE LEVER PLATE

- L8820** Upgrade
- L3888** Upgrade
- L3808** Upgrade



MORTISE

HANDLE ENTRANCE SET

All Lever Plate Entrance Handlesets measured from the center of the lock cylinder hole to the center of the Lever latch hole, have a standard distance of 5 -1/2 inches. Hence, all Lever Plate Entrance Handlesets can use any one of three types of latches:


- 1) Standard latches
- 2) Mortise box latch system
- 3) Multipoint latch system

L2011 Long, Short Plate

- US10B** Oil Rubbed Bronze
- US15** Satin Nickel
- US15A** Pewter

AVAILABLE LEVER PLATE

- L8820** Upgrade
- L3888** Upgrade
- L3808** Standard



L2016 Long, Short Plate

- US10B** Oil Rubbed Bronze
- US15** Satin Nickel
- US15A** Pewter

AVAILABLE LEVER PLATE

- L8820** Standard
- L3888** Upgrade
- L3808** Upgrade




L2018 Long Plate

US10B Oil Rubbed Bronze
US15 Satin Nickel
US15A Pewter

AVAILABLE LEVER PLATE

L8820 Upgrade
L3888 Upgrade
L3808 Upgrade



M3931

PVD Polished Brass
US10B Oil Rubbed Bronze
US15 Satin Nickel
US15A Pewter



Mortise Lock



ROSETTE

LEVER & KNOBS

AVAILABLE IN SQUARE OR ROUND ROSETTE

All lockset available in:

- Fixed Square Latch
- Drive In Latch
- Fixed Radius Latch
- Four-In-One Drive In Latch

Available functions:

- Passage
- Privacy
- Dummy
- Entrance

SR8820

US10B Oil Rubbed Bronze

US15 Satin Nickel

US15A Pewter

Special Features Square Rosette
Easy to change hands
Push button and Auto Release on privacy function
Non-sag design

Available Functions Passage
Privacy
Dummy



SR3809

US10B Oil Rubbed Bronze

US15 Satin Nickel

US15A Pewter

US26 Polished Chrome

Special Features Square Rosette
Easy to change hands
Push button and Auto Release on privacy function
Non-sag design

Available Functions Passage
Privacy
Dummy



3010

US3 Polished Brass

US5 Antique Brass

US10B Oil Rubbed Bronze

US15 Satin Nickel

US15A Pewter

US19 Dark Black

Special Features Concealed Screw
Easy to change hands
Push button and Auto Release on privacy function
Non-sag design



3809

US10B Oil Rubbed Bronze

US15 Satin Nickel

US15A Pewter

Special Features Concealed Screw
 Easy to change hands
 Push button and Auto Release on privacy function
 Non-sag design



3820

US3 Polished Brass

US5 Antique Brass

US10B Oil Rubbed Bronze

US15 Satin Nickel

US15A Pewter


US26D Dull Chrome



3830

US3 Polished Brass

US15A Pewter



3851

US3 Polished Brass

US5 Antique Brass

US10B Oil Rubbed Bronze

US15 Satin Nickel

US15A Pewter

US26D Dull Chrome

Special Features Concealed Screw
 Easy to change hands
 Push button and Auto Release on privacy function
 Non-sag design



3888

- US3** Polished Brass **US15A** Pewter
US5 Antique Brass **US19** Dark Black
US10B Oil Rubbed Bronze **US26D** Dull Chrome
US15 Satin Nickel

Special Features Concealed Screw
 Easy to change hands
 Push button and Auto Release on privacy function
 Non-sag design

**8820**

- US10B** Oil Rubbed Bronze
US15 Satin Nickel
US15A Pewter
US26D Dull Chrome

Special Features Concealed Screw
 Easy to change hands
 Push button and Auto Release on privacy function
 Non-sag design

**6092**

- US3** Polished Brass
US5 Antique Brass
US10B Oil Rubbed Bronze
US15 Satin Nickel
US15A Pewter
US19 Dark Black
US26D Dull Chrome

**6372**

- US3** Polished Brass
US5 Antique Brass
US10B Oil Rubbed Bronze
US15 Satin Nickel
US15A Pewter
US19 Dark Black
US26D Dull Chrome
US5/US3 Split Finish (*Antique Brass/Polished Brass*)



EUROPEAN

STYLE INTERIOR LEVER SET

M3808 + L3808 (Standard)**US10B** Oil Rubbed Bronze**US15** Satin Nickel**US15A** Pewter

Available Lever Plate L3808 (Standard)
 L3888 (Upgrade)
 L8820 (Upgrade)

**M3808 + L8820 (Upgrade)****US10B** Oil Rubbed Bronze**US15** Satin Nickel**US15A** Pewter

Available Lever Plate L3808 (Standard)
 L3888 (Upgrade)
 L8820 (Upgrade)

**M3808 + L3888 (Upgrade)****US10B** Oil Rubbed Bronze**US15** Satin Nickel**US15A** Pewter

Available Lever Plate L3808 (Standard)
 L3888 (Upgrade)
 L8820 (Upgrade)



M3898 + L8820 (Standard)

For Predrilled Door Holes Up to 2 1/8"

US10B Oil Rubbed Bronze

US15 Satin Nickel

US15A Pewter



M3898 + L3808 (Upgrade)

For Predrilled Door Holes Up to 2 1/8"

US10B Oil Rubbed Bronze

US15 Satin Nickel

US15A Pewter



M3812 + L8820 (Standard)**US10B** Oil Rubbed Bronze**US15** Satin Nickel**US15A** Pewter**M3812 + L3808 (Upgrade)****US10B** Oil Rubbed Bronze**US15** Satin Nickel**US15A** Pewter

M3816

- US3** Polished Brass
- US15** Satin Nickel
- US15A** Pewter
- US19** Dark Black



M3818

- US10B** Oil Rubbed Bronze
- US15** Satin Nickel
- US15A** Pewter




HARDWARE

DEAD BOLT, DOOR, CLOSET

Dead Bolt - SRD101

- US10B** Oil Rubbed Bronze
- US15** Satin Nickel
- US15A** Pewter
- US26** Polished Chrome



Dead Bolt - D101 / HD101

- PVD** Polished Brass
- US5** Antique Brass
- US10B** Oil Rubbed Bronze
- US15** Satin Nickel
- US15A** Pewter
- US19** Dark Black
- US26D** Dull Chrome
- US5/US3** Split Finish (*Antique Brass/Polished Brass*)



Door Hardware - 3" & 4" Door Bumpers Solid Door Stop

- US3** Polished Brass
- US5** Antique Brass
- US15** Satin Nickel
- US15A** Pewter
- US19** Dark Black



Door Hardware - 3" & 4" Hand Rail Bracket

- US3** Polished Brass
- US15** Satin Nickel
- US15A** Pewter



Door Hardware - Flat Tip Hinge

- US3** Polished Brass
- US5** Antique Brass
- US15** Satin Nickel
- US15A** Pewter
- US19** Dark Black
- US26D** Dull Chrome


Specification 3" x 3" x 5/8" Radius Corner
3 1/2" x 3 1/2" x 5/8" Radius Corner



Door Hardware - Steeple Tip Hinge

- US3** Polished Brass
- US5** Antique Brass
- US15** Satin Nickel
- US15A** Pewter
- US19** Dark Black
- US26D** Dull Chrome


Specification 3" x 3" x 5/8" Radius Corner



Heavy Duty Stainless Steel Flat Tip Ball Bearing Square Hinges

- US15** Satin Nickel
- US15A** Pewter
- US19** Dark Black


Specification 3 1/2" x 3 1/2" x 2 1/2mm Square Corner
4" x 4" x 3mm Square Corner



Heavy Duty Stainless Steel Steeple Tip Ball Bearing Square Hinges

- US15** Satin Nickel
- US15A** Pewter
- US19** Dark Black

Specification 3 1/2" x 3 1/2" x 2 1/2mm Square Corner
4" x 4" x 3mm Square Corner



Door Hardware - 4" Surface Bolt

- US3** Polished Brass
- US5** Antique Brass
- US15** Satin Nickel
- US15A** Pewter
- US19** Dark Black
- US26D** Dull Chrome



Door Hardware - 4" Flush Bolt

- US3** Polished Brass
- US5** Antique Brass
- US15** Satin Nickel
- US15A** Pewter
- US19** Dark Black
- US26D** Dull Chrome



Door Hardware - Bullet Ball Catcher

- US3** Polished Brass
- US15** Satin Nickel
- US15A** Pewter
- US19** Dark Black



Door Hardware- 160° and 180° Door Viewer

- US3** Polished Brass
- US15** Satin Nickel
- US15A** Pewter
- US19** Dark Black



Door Hardware - C Clip

Finish Zinc



Door Hardware - Door Closer

UL, ULC Approved

Size #2, #3



Closet Hardware - Closet Rod & Closet Rod Support

Finish White

Size 18" x 30" 72" x 96"
30" x 48" 96" x 120"
48" x 72"



Door Pull Bar 4ft & 6ft and Heavy Duty Ball Catcher

Finish Satin Nickel

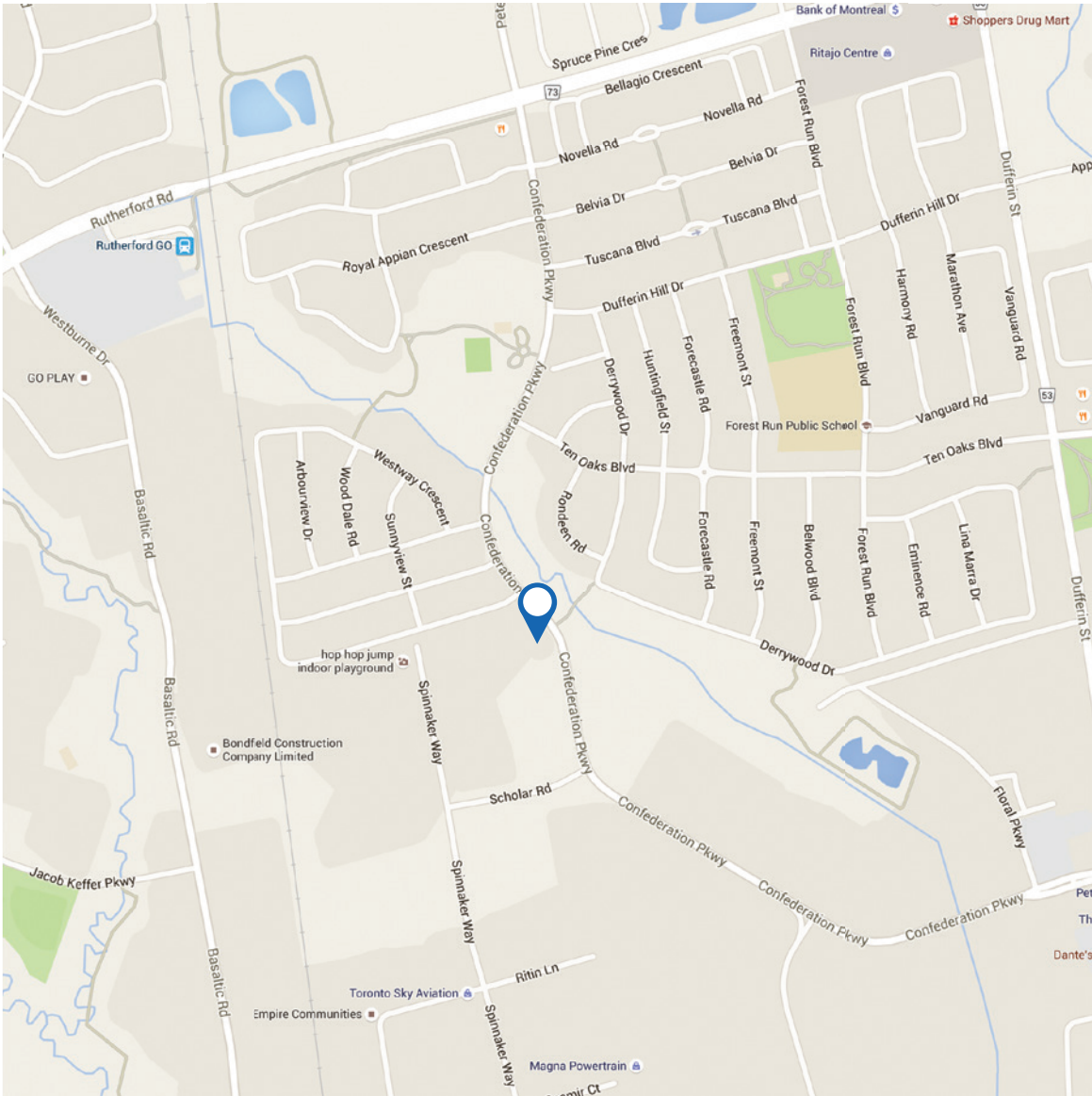
Size 4ft and 6ft (Pull Bar)





WINLY LOCK COMPANY

ARCHITECTURAL, DESIGNER, BUILDER HARDWARE



399 Confederation Parkway, Unit 1
Concord ON L4K 4S1
T: 905.660.7831
F: 905.660.0876

winlylockcompany@gmail.com

www.winlylockcompany.com